















Odd ones out

Look at the first picture in each row, then draw circles around the pictures that do **not** rhyme with it.




Copy these words by connecting the dots.

spoon



moon



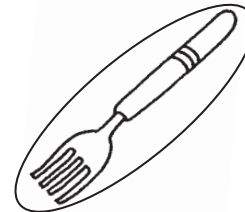





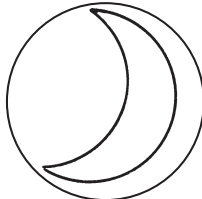


spoon

moon



Odd ones out

Look at the first picture in each row, then draw **circles** around the pictures that do **not rhyme** with it.



Copy these words by connecting the dots.

spoon



moon



spoon

moon

These activities are based on the vowel *o* and feature examples of several word families. Ask your child to identify the pictures in each row that do not rhyme with the first picture on the left of the page and draw a circle around that picture. Encourage handwriting practice using rhymes from the “oon” word family.