






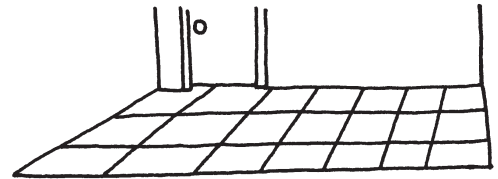


# Connect the rhymes



Draw a line connecting each picture to the one that rhymes with it.



# Connect the rhymes



Draw a line connecting each picture to the one that **rhymes** with it.

The top section of the worksheet contains the following items and connections:

- Shoe connected to Checkered floor
- Rope connected to Car on a ramp
- Door connected to Cleaning spray

The bottom section of the worksheet contains the following items and connections:

- Children connected to Bear with a train
- House connected to Boot
- Chef connected to Open book

These activities are based mainly on the vowel *o*. Ask your child to match the pictures on the left with those that rhyme on the right by drawing connecting lines.