





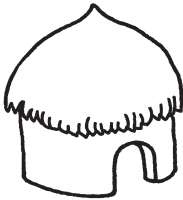







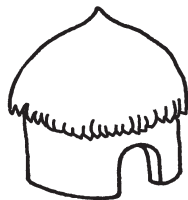
Find the rhyme

Look at the first picture in each row, then draw a circle around the picture that **rhymes** with it.




Copy these words by connecting the dots.

hut



nut






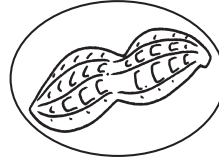
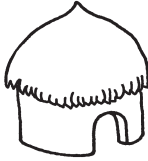




hut

nut



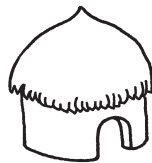
Find the rhyme

Look at the first picture in each row, then draw a circle around the picture that rhymes with it.




Copy these words by connecting the dots.

hut



nut



hut

nut

These activities are based on the vowel *u* and feature examples of several word families. Ask your child to draw a circle around the picture in each row that rhymes with the first picture on the left and encourage handwriting practice.