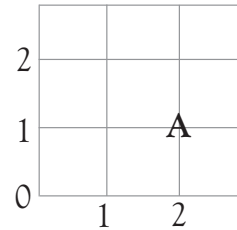


Number pairs

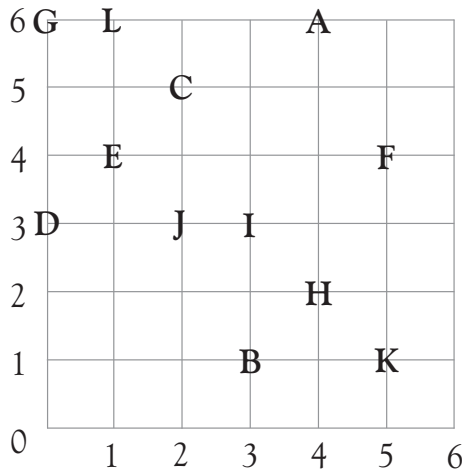


Write the number pairs of the letter A.

A = (2,1)



Look at this grid and write the number pairs of each letter.



A =

G =

B =

H =

C =

I =

D =

J =

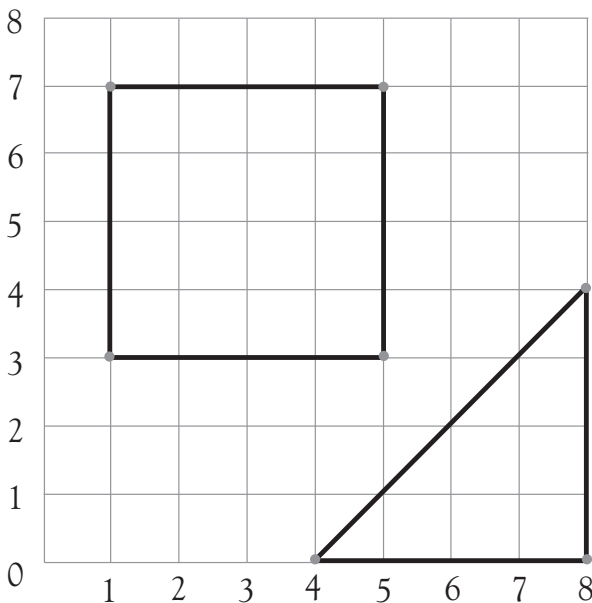
E =

K =

F =

L =

Use the grid to write the number pairs.



Write the number pairs of each corner of the square.

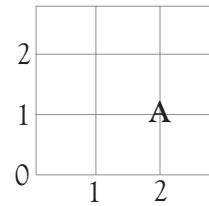
Write the number pairs of each corner of the triangle.

Number pairs

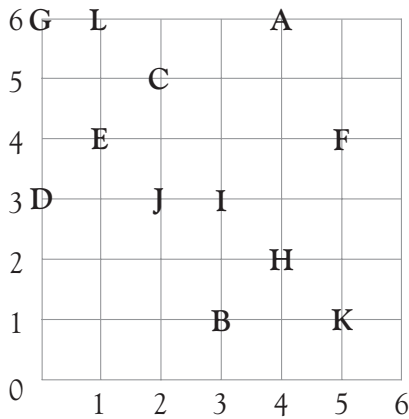


Write the number pairs of the letter A.

A = (2,1)



Look at this grid and write the number pairs of each letter.



A = (4,6)

G = (0,6)

B = (3,1)

H = (4,2)

C = (2,5)

I = (3,3)

D = (0,3)

J = (2,3)

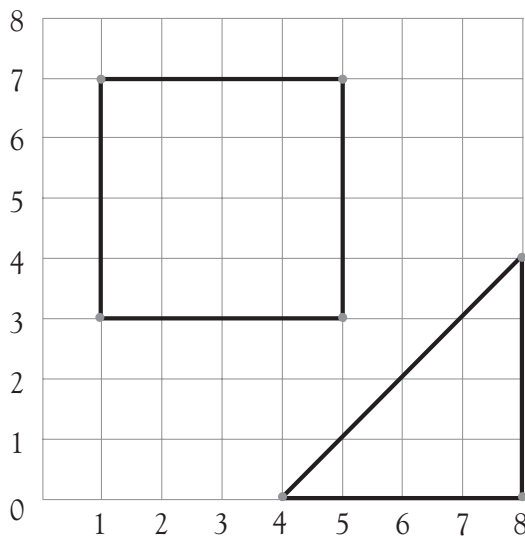
E = (1,4)

K = (5,1)

F = (5,4)

L = (1,6)

Use the grid to write the number pairs.



Write the number pairs of each corner of the square.

(1,3)

(1,7)

(5,7)

(5,3)

Write the number pairs of each corner of the triangle.

(4,0)

(8,0)

(8,4)

Make sure that children understand that the order of the number pairs is important. The first number is from the horizontal or x-axis, and the second number is from the vertical or y-axis.