

Digital clocks



Write the times under the clocks.



12:30

half past 12



6:00



9:00



10:30



8:30



5:00

Fill in the digital times on the clock faces.




11:30

half past 11



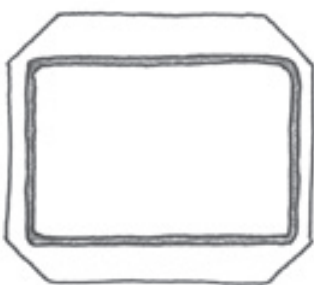
half past 1




12 o'clock



half past 3



8 o'clock



10 o'clock


Digital clocks




Write the times under the clocks.



half past 12




6 o'clock



9 o'clock



half past 10



half past 8



5 o'clock


Fill in the digital times on the clock faces.



half past 11




half past 1



12 o'clock



half past 3



8 o'clock



10 o'clock

Watch out for confusion between the digital versions of 5 and 2. Point out to children that the start positions of both digital and regular numbers are the same.