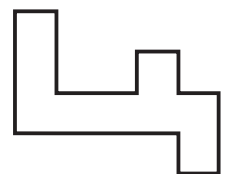
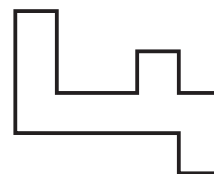
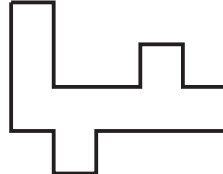
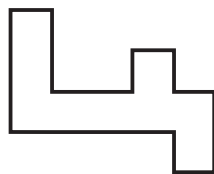
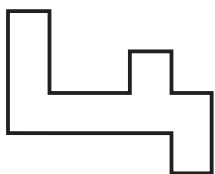
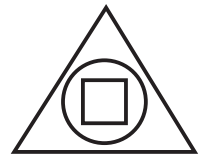
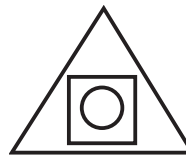
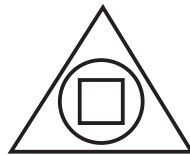
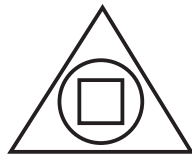
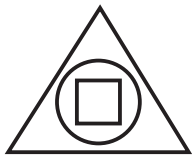
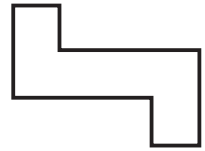
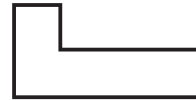
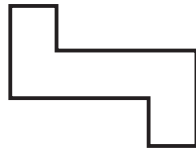
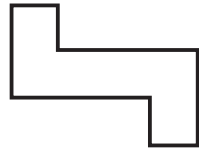
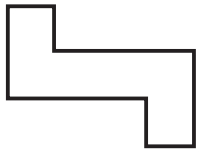




# Odd one out



Look at the first shape on each line, then draw a circle around the shape that is **different**.



# Odd one out



Look at the first shape on each line, then draw a circle around the shape that is **different**.


Encourage your child to find differences between the shapes and patterns and draw a circle around the shape that does not match. Here, the shapes and patterns are quite complex. This activity helps reinforce left-to-right reading.