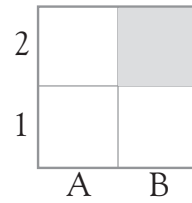


Location on a grid



Color B, 2 on the grid.



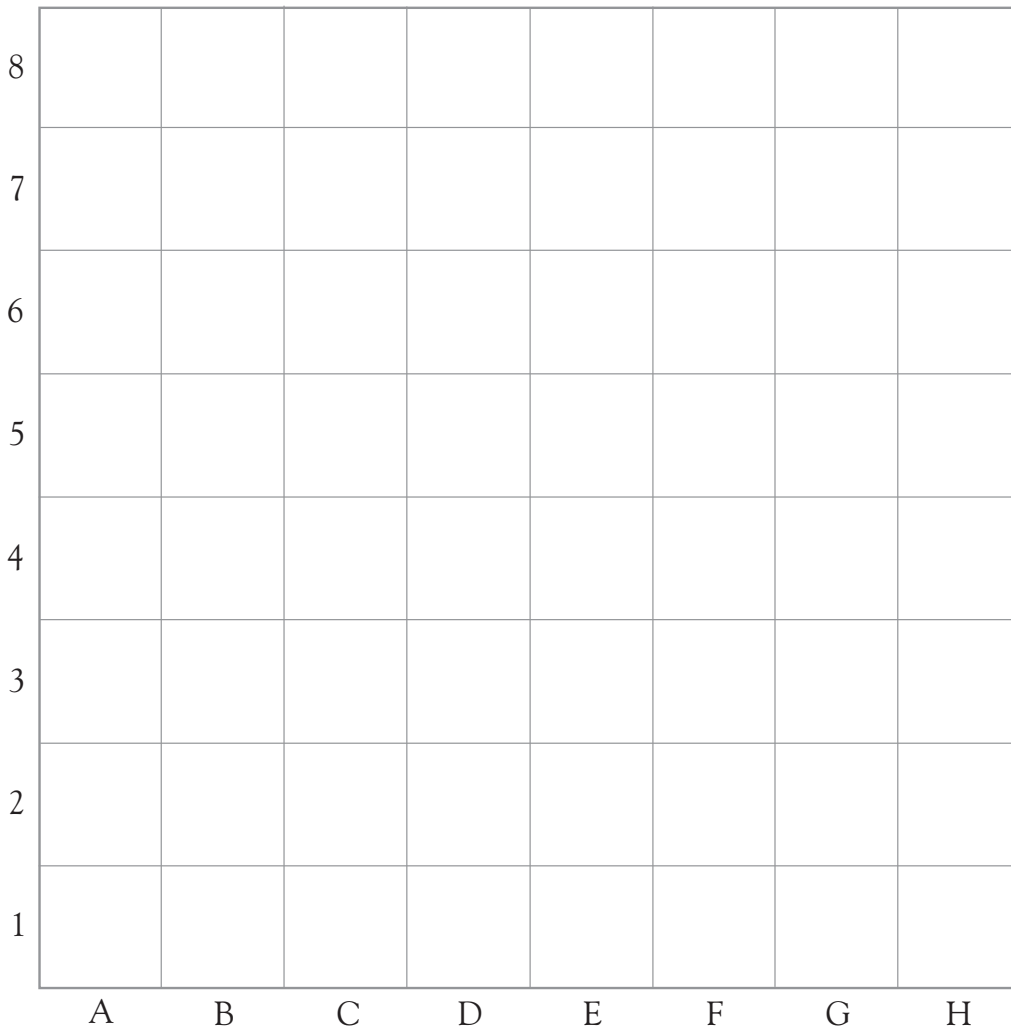
Mark each box on the grid with the correct color.

yellow at E, 2
purple at D, 6
orange at G, 8

green at A, 6
red at E, 7
blue at D, 2

yellow at C, 1
red at F, 3
orange at C, 5

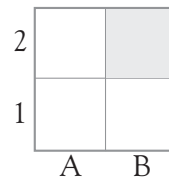
green at H, 4
purple at B, 5
blue at F, 7



Location on a grid



Color B, 2 on the grid.



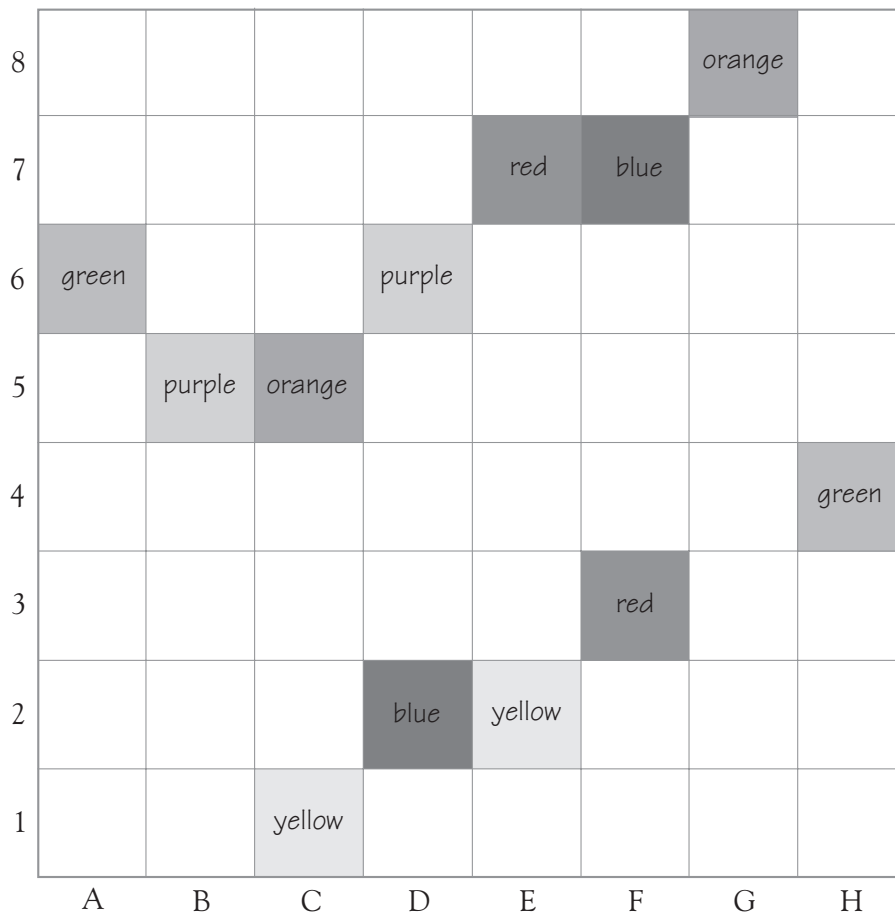
Mark each box on the grid with the correct color.

yellow at E, 2
purple at D, 6
orange at G, 8

green at A, 6
red at E, 7
blue at D, 2

yellow at C, 1
red at F, 3
orange at C, 5

green at H, 4
purple at B, 5
blue at F, 7



To write the location of the shapes on the grid, children should understand that the letter should precede the number. This will prepare them to learn about coordinates on graphs where the value from the *x*-axis is written before the value from the *y*-axis.