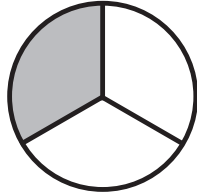




Fractions



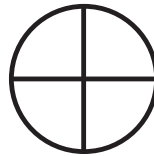

Color one-third ($\frac{1}{3}$) of each shape.




Color one-half ($\frac{1}{2}$) of each shape.



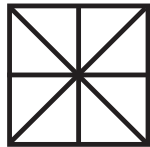

Color one-fourth ($\frac{1}{4}$) of each shape.




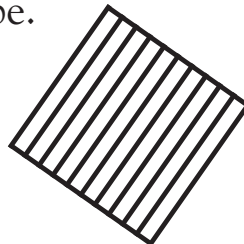
Color one-third ($\frac{1}{3}$) of each shape.



Color one-eighth ($\frac{1}{8}$) of each shape.





Color one-tenth ($\frac{1}{10}$) of each shape.




Fractions



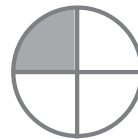

Color one-third ($\frac{1}{3}$) of each shape.



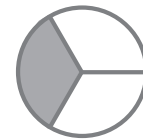


Color one-half ($\frac{1}{2}$) of each shape.



Color one-fourth ($\frac{1}{4}$) of each shape.



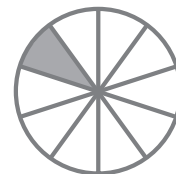

Color one-third ($\frac{1}{3}$) of each shape.



Color one-eighth ($\frac{1}{8}$) of each shape.



Color one-tenth ($\frac{1}{10}$) of each shape.



Sections other than those shown above may be colored, but children must only color one section in each shape. It is important for them to realize that the bottom number represents how many parts the whole has been divided into.