

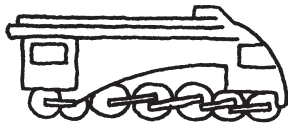










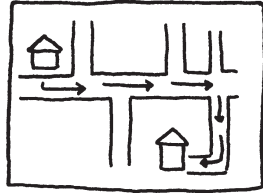






# Odd one out

Look at the first picture in each row, then draw a circle around the picture that does **not** rhyme with it.




Copy these words by connecting the dots.

ball



wall





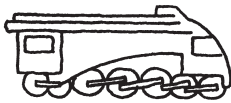


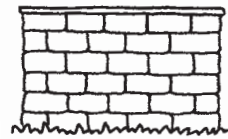






ball

wall




# Odd one out

Look at the first picture in each row, then draw a circle around the picture that does **not rhyme** with it.




Copy these words by connecting the dots.

ball



wall



ball

wall

This activity is based on the vowel *a* and features examples of several word families. In this activity, ask your child to identify and draw a circle around the picture in each row that does not rhyme with the first picture on the left. Say together the names of all the pictures. Encourage your child to listen and hear the different sounds. Encourage handwriting practice using rhymes from the “all” word family at the bottom of the page.