
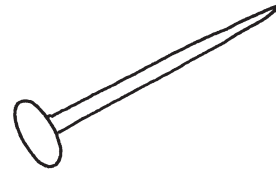




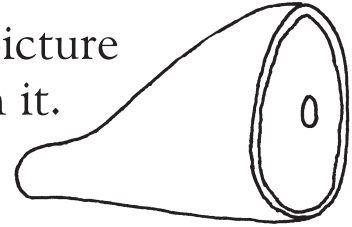


# Connect the rhymes




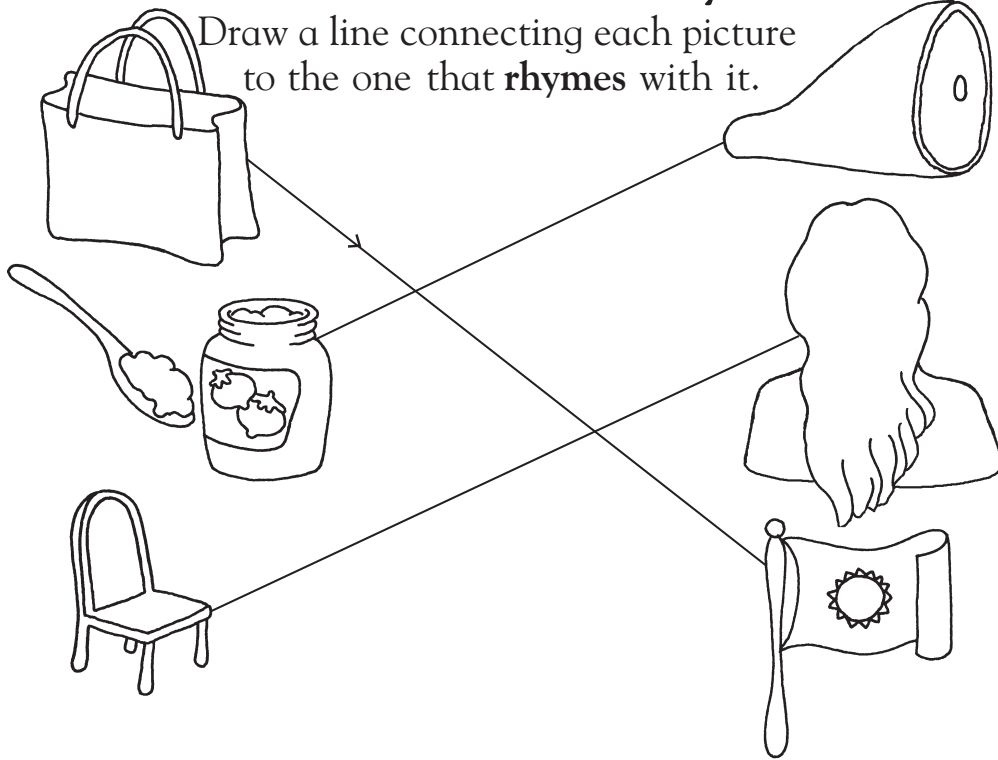
Draw a line connecting each picture to the one that **rhymes** with it.



# Connect the rhymes



Draw a line connecting each picture to the one that **rhymes** with it.



This activity is based on the vowel *a* and also contains examples of several word families. Say together the names of all the pictures. Ask your child to match the pictures on the left with those that rhyme on the right. Encourage your child to draw each connecting line from the left to the right-hand side of the page. This will help to reinforce the correct writing movement.