



# Venn diagrams

Read the clues to find the secret number.

1, 2, 3, 4, 5

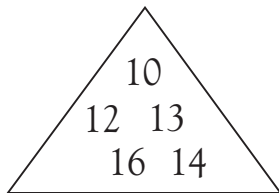
3, 5, 7

It is in both the rectangle and the circle.

It is greater than 3.

What number is it?

Read the clues to find the secret number.



12 15  
11 14  
13

It is not in the square.

It is an even number.

It is less than 12.

What number is it?

10 11  
12 13

13 14 15  
20

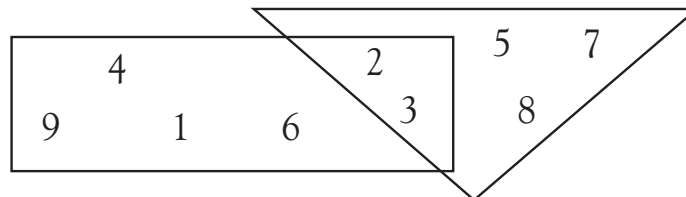
11 12 13  
20 15

It is in the rectangle and the circle.

It is greater than 13 and less than 20.

It is an odd number.

What number is it?



It is not an even number.

It is in the triangle.

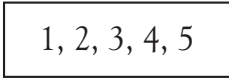
It is in the rectangle.

What number is it?



# Venn diagrams

Read the clues to find the secret number.

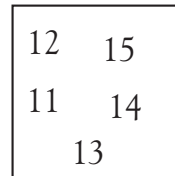
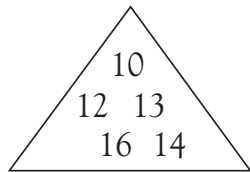


It is in both the rectangle and the circle.

It is greater than 3.

What number is it? **5**

Read the clues to find the secret number.

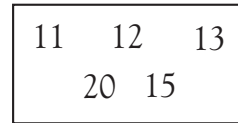
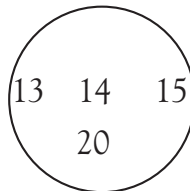
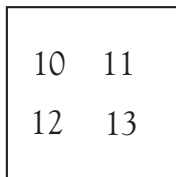


It is not in the square.

It is an even number.

It is less than 12.

What number is it? **10**

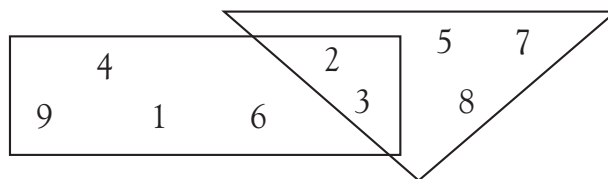


It is in the rectangle and the circle.

It is greater than 13 and less than 20.

It is an odd number.

What number is it? **15**



It is not an even number.

It is in the triangle.

It is in the rectangle.

What number is it? **3**

If children have difficulties, “walk” them through the example. The final question is a Venn diagram showing which numbers are in both figures. You may want to ask children which numbers are in both the triangle and the rectangle.