





# 3-dimensional shapes

Write the name of each shape.



Sphere



Cube

Write the name of each shape. Use the names in the Word Box.

Word Box

Sphere






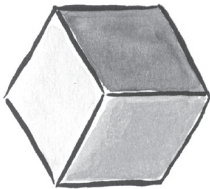


Cube

Cylinder

Prism

Pyramid

Cone






# 3-dimensional shapes

Write the name of each shape.



Sphere




Cube


Write the name of each shape. Use the names in the Word Box.

Word Box

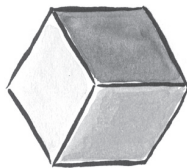
Sphere  
Cube  
Cylinder  
Prism  
Pyramid  
Cone



Sphere



Cube




Cube




Cylinder




Cone



Pyramid




Cone




Prism



Cylinder



Prism



Pyramid

Children may confuse figures that have an unusual orientation.  
You may want to use real objects to help demonstrate this.