
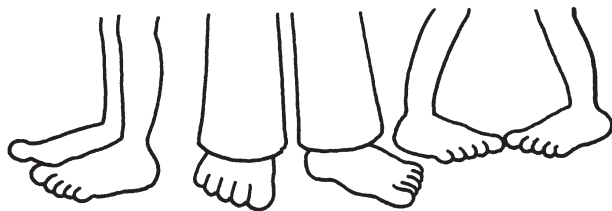
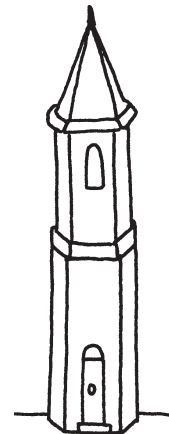


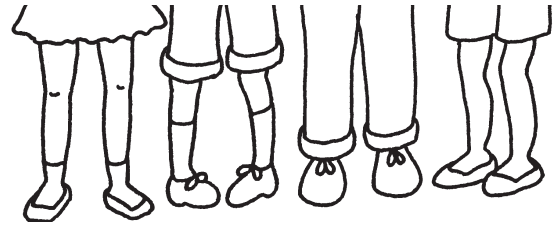



Connect the rhymes





Draw a line connecting each picture to the one that **rhymes** with it.



Connect the rhymes



Draw a line connecting each picture to the one that **rhymes** with it.



These activities are based on the vowel *e* and feature examples of several word families. Ask your child to match the pictures on the left with those that rhyme on the right. Encourage him or her to draw connecting lines from left to right.