


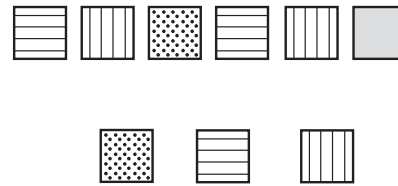
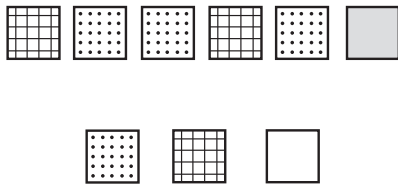


Extending geometric patterns

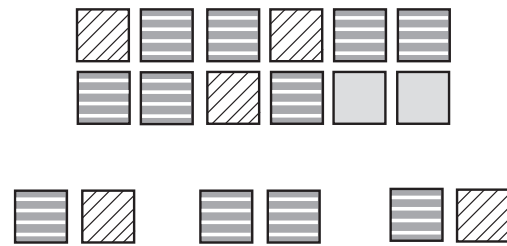
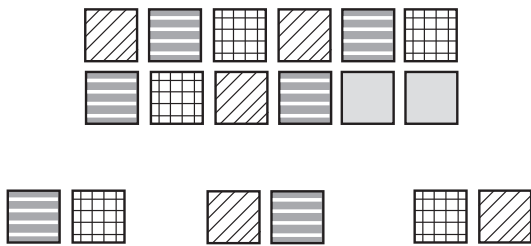
Circle the next three squares in the pattern.







Circle the next square in each pattern.



Circle the next two squares in each pattern.




Circle the next three squares in each pattern.



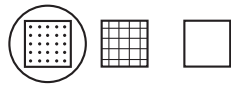
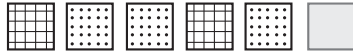


Extending geometric patterns

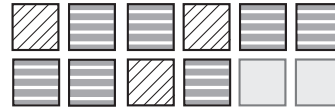
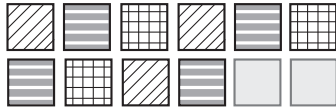
Circle the next three squares in the pattern.



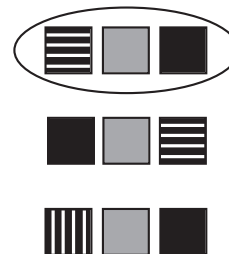

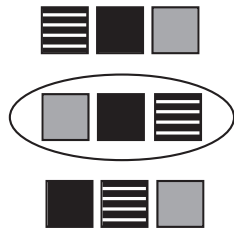

Circle the next square in each pattern.



Circle the next two squares in each pattern.



Circle the next three squares in each pattern.



Children may have difficulty with the final two patterns. Point out that the patterns run horizontally and diagonally.